

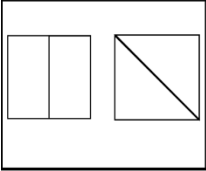
# DIFFERENTIATION

## Role of the Vinculum as Meaning Divided By

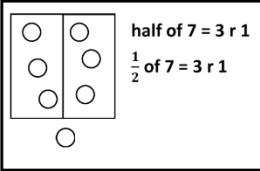
Fractions and Decimals 20

Based on your Professional Teacher Judgment and Pre-assessment data, Levels with **1** may be included in the first lesson; Based on embedded assessment data, Levels with **2** **3** may be included in the these lessons. The anchor charts for this concept may look like these on a 'Wall that Teaches' over a few lessons.

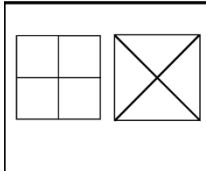
FD 1 Halve shapes



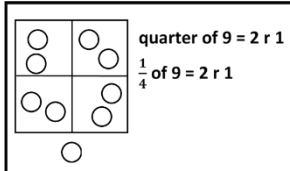
FD 2 Halve groups



FD 3 Quarter shapes



FD 4 Quarter groups

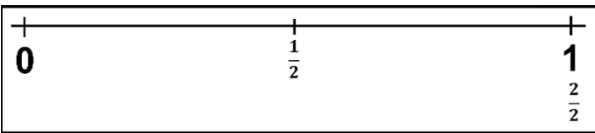


FD 7 Meaning of denominator as the number we divided by  
FD 8 Multiplicative relationships between fractions

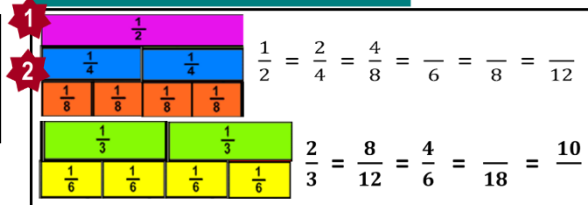
	1			1/2		
half	1/4			1/4		
quarter	1/8	1/8	1/8	1/8	1/8	1/8
eighth	1/8	1/8	1/8	1/8	1/8	1/8

$\frac{1}{4}$  is  $\frac{1}{4}$  of 1       $\frac{1}{8}$  is  $\frac{1}{8}$  of 1  
 $\frac{1}{4}$  is  $\frac{1}{2}$  of  $\frac{1}{2}$        $\frac{1}{8}$  is  $\frac{1}{2}$  of  $\frac{1}{4}$   
 $\frac{1}{8}$  is  $\frac{1}{4}$  of  $\frac{1}{2}$

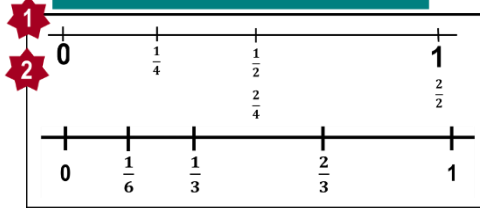
FD 9 Meaning of numerator as the number of parts we are concerned with  
FD 10 Unit and non-unit fractions on a number line



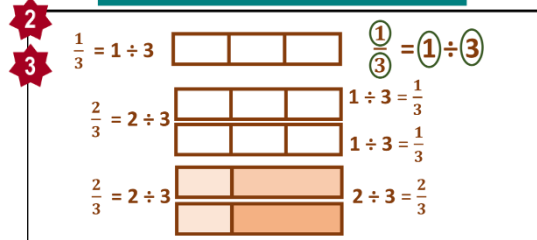
FD 13 Equivalent fractions and the relationship between numerator and denominator



FD 14 Equivalent fractions on a number line

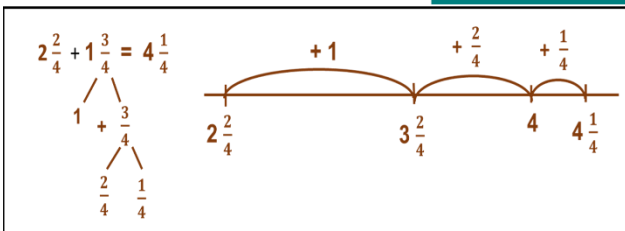


FD 20 Role of the vinculum as meaning divided by

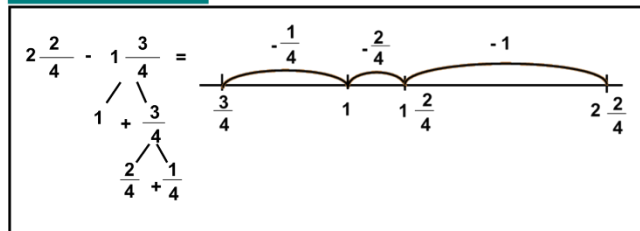


Embedded assessment data may tell us we need to re-explicitly teach some Levels.

FD 23 Add fractions with the same denominator



FD 23 Subtract fractions with the same denominator

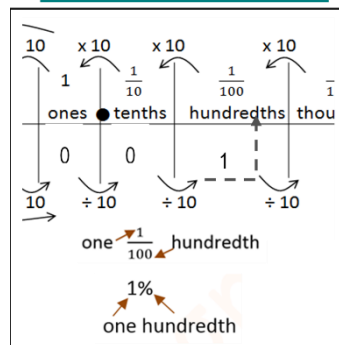


FD 28 Fractions in their simplest form

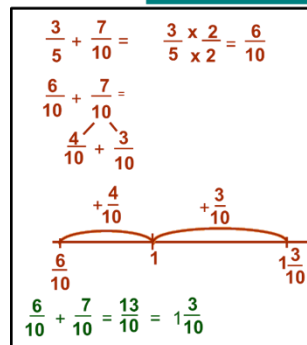
$$\frac{4}{12} \div \frac{4}{4} = \frac{1}{3}$$

$$12 \div 4 = 3$$

FD 29 Percentages as Hundredths, related to fractions and decimals



FD 33 Add fractions with related denominators



FD 33 Subtract fractions with related denominators

