

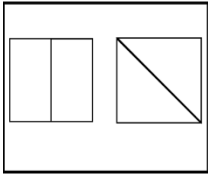
DIFFERENTIATION

Equivalent Fractions on a Number Line

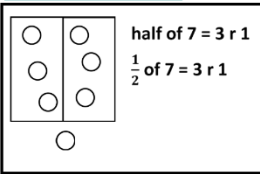
Fractions and Decimals 14

Based on your Professional Teacher Judgment and Pre-assessment data, Levels with **1** may be included in the first lesson; Based on embedded assessment data, Levels with **2** **3** may be included in these lessons. The anchor charts for this concept may look like these on a 'Wall that Teaches' over a few lessons.

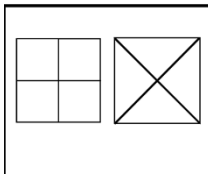
FD 1 Halve shapes



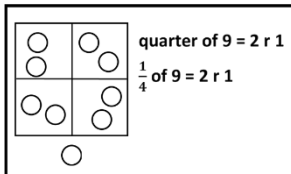
FD 2 Halve groups



FD 3 Quarter shapes



FD 4 Quarter groups

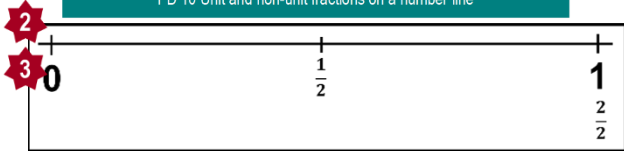


FD 7 Meaning of denominator as the number we divided by
FD 8 Multiplicative relationships between fractions

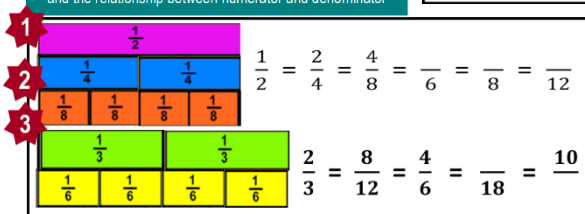
	1			
half	$\frac{1}{4}$		$\frac{1}{2}$	
quarter	$\frac{1}{8}$	$\frac{1}{8}$	$\frac{1}{4}$	$\frac{1}{4}$
eighth	$\frac{1}{8}$	$\frac{1}{8}$	$\frac{1}{8}$	$\frac{1}{8}$

$\frac{1}{4}$ is $\frac{1}{4}$ of 1 $\frac{1}{8}$ is $\frac{1}{8}$ of 1
 $\frac{1}{4}$ is $\frac{1}{2}$ of $\frac{1}{2}$ $\frac{1}{8}$ is $\frac{1}{2}$ of $\frac{1}{4}$
 $\frac{1}{8}$ is $\frac{1}{4}$ of $\frac{1}{2}$

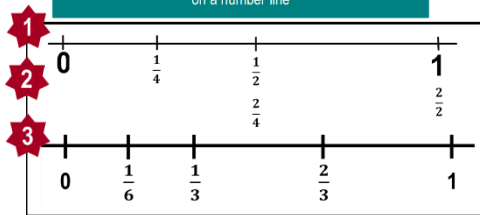
FD 9 Meaning of numerator as the number of parts we are concerned with
FD 10 Unit and non-unit fractions on a number line



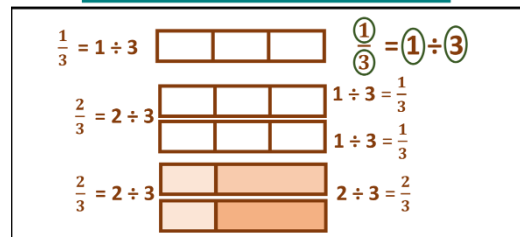
FD 13 Equivalent fractions and the relationship between numerator and denominator



FD 14 Equivalent fractions on a number line

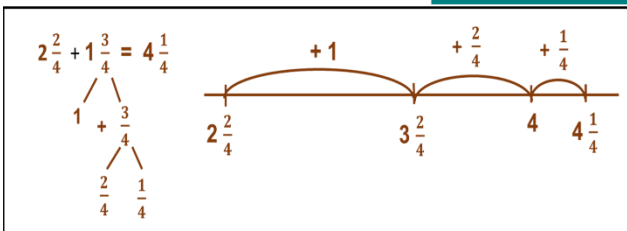


FD 20 Role of the vinculum as meaning divided by

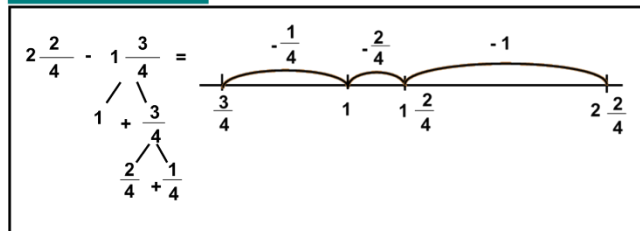


Embedded assessment data may tell us we need to re-explicitly teach some Levels.

FD 23 Add fractions with the same denominator



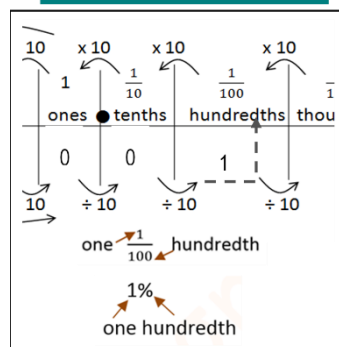
FD 23 Subtract fractions with the same denominator



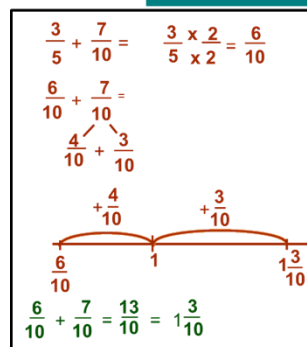
FD 28 Fractions in their simplest form

$$\frac{4}{12} \div \frac{4}{4} = \frac{1}{3}$$

FD 29 Percentages as Hundredths, related to fractions and decimals



FD 33 Add fractions with related denominators



FD 33 Subtract fractions with related denominators

