

ASSESSMENT

Simplify Multiplication and Division using Factors

Multiplication Division 21 Patterns Algebra 27

We have included the starred Levels with a logical basis to the grade Level, in this assessment, allowing children to demonstrate their highest Level of understanding. If children are familiar with models other than these, they may demonstrate their understanding using those.

Only 1 example of multiplication and division / finding a fraction using the distributive property is given in the assessment, but children may select cards to make numbers that they are ready to demonstrate their understanding of.

MD 1, 2 Divide in 2 ways – into 'groups of 2' and '2 equal groups'

Groups of 2 2 equal groups

MD 5 Divide into equal rows (array) describe using 2 division and 2 multiplication number sentences

$$12 \div 6 = 2$$

$$12 \div 2 = 6$$

$$2 \times 6 = 12$$

$$6 \times 2 = 12$$

MD 7, 8 Divide in 4 ways – into 'groups of 2' and '2 equal groups'

Groups of 2 2 equal groups

$$8 \div 2 = 4$$

$$8 \div 2 = 4$$

MD 10 Multiply by 2 Distributive property

$$2 \times 7 = 14$$

$$5 + 2$$

$$2 \times 5 = 10$$

$$2 \times 2 = 4$$

$$10 + 4 = 14$$

MD 10 PA 17 Divide by 2 Related to halving

$$15 \div 2 = 7 \text{ r}1$$

$$10 \div 2 = 5$$

$$4 \div 2 = 2$$

$$5 + 2 = 7$$

MD 11 Multiply by 4 Distributive property

$$4 \times 7 = 28$$

$$5 + 2$$

$$4 \times 5 = 20$$

$$4 \times 2 = 8$$

$$20 + 8 = 28$$

MD 10 Divide by 4 Related to quartering

$$37 \div 4 = 9 \text{ r}1$$

$$20 \div 4 = 5$$

$$16 \div 4 = 4$$

$$5 + 4 = 9$$

MD 12 Multiply by 3 Distributive property

$$3 \times 7 = 21$$

$$5 + 2$$

$$3 \times 5 = 15$$

$$3 \times 2 = 6$$

$$15 + 6 = 21$$

MD 12 Divide by 3 Related to thirding

$$16 \div 3 = 5 \text{ r}1$$

$$9 \div 3 = 3$$

$$6 \div 3 = 2$$

$$3 + 2 = 5$$

MD 13 Multiply by 5 Distributive property

$$5 \times 7 = 35$$

$$5 + 2$$

$$5 \times 5 = 25$$

$$5 \times 2 = 10$$

$$25 + 10 = 35$$

MD 13 Divide by 5 Related to fifthing

$$37 \div 5 = 7 \text{ r}2$$

$$20 \div 5 = 4$$

$$15 \div 5 = 3$$

$$4 + 3 = 7$$

MD 14 Multiply by 9 Distributive property

$$9 \times 7 = 63$$

$$5 + 2$$

$$9 \times 5 = 45$$

$$9 \times 2 = 18$$

$$45 + 18 = 63$$

MD 14 Divide by 9 Related to ninthing

$$71 \div 9 = 7 \text{ r}8$$

$$27 \div 9 = 3$$

$$36 \div 9 = 4$$

$$3 + 4 = 7$$

MD 15 Multiply by 6 Distributive property

$$6 \times 7 = 42$$

$$5 + 2$$

$$6 \times 5 = 30$$

$$6 \times 2 = 12$$

$$30 + 12 = 42$$

MD 15 Divide by 6 Related to sixthing

$$23 \div 6 = 3 \text{ r}5$$

$$12 \div 6 = 2$$

$$6 \div 6 = 1$$

$$2 + 1 = 3$$

MD 16 Multiply by 8 Distributive property

$$8 \times 7 = 56$$

$$5 + 2$$

$$8 \times 5 = 40$$

$$8 \times 2 = 16$$

$$40 + 16 = 56$$

MD 16 Divide by 8 Related to eighthing

$$55 \div 8 = 6 \text{ r}7$$

$$40 \div 8 = 5$$

$$8 \div 8 = 1$$

$$5 + 1 = 6$$

MD 17 Multiply by 7 Distributive property

$$7 \times 6 = 42$$

$$5 + 1$$

$$7 \times 5 = 35$$

$$7 \times 1 = 7$$

$$35 + 7 = 42$$

MD 17 Divide by 7 Related to seventhing

$$37 \div 7 = 5 \text{ r}2$$

$$21 \div 7 = 3$$

$$14 \div 7 = 2$$

$$3 + 2 = 5$$

MD 20 Highest Common Factor

Factors of 12 = 1, 2, 3, 4, 6, 12
 Factors of 15 = 1, 3, 5, 15
 Common factors of 12 and 15 = 1, 3
 Highest common factor of 12 and 15 = 3

MD 21 Simplifying Multiplication and Division Using Factors

$$144 \div 8 = 72 \div 4 = 36 \div 2 = 18$$

$$16 \times 4 = 32 \times 2$$

MD 22 Divisibility Tests

118

- Divisible by 2 because it's even
- Not divisible by 4 because it has an odd tens digit and the ones digit is not 2 or 6
- Not divisible by 8 because it has an odd number of hundreds and the two-digit number is not 4 less and 4 more than a two-digit number that is divisible by 8
- Not divisible by 5 because the ones digit is not 5 or 0
- Not divisible by 10 because the ones digit is not 0
- Not divisible by 3 because - because each place value is one more than a multiple of 3, so the remainders are the digits. The digits do not add up to a multiple of 3.
- Not divisible by 9 because - because each place value is one more than a multiple of 9, so the remainders are the digits. The digits do not add up to a multiple of 9.
- Not divisible by 6 because it is not divisible by both 2 and 3

MD 23 FD 21 Divide by single-digit numbers, dividing remainders to create fractions

$$77 \div 6 = 12 \frac{5}{6}$$

$$60 \div 6 = 10$$

$$12 \div 6 = 2$$

$$5 \div 6 = \frac{5}{6}$$

$$10 + 2 + \frac{5}{6} = 12 \frac{5}{6}$$

MD 24 Multiply two-digit numbers Distributive property

90	3600	360
+	210	12
3		

$$90 \times 70 = 9 \times 10 \times 7 \times 10 = 63 \times 100 = 6300$$

$$90 \times 4 = 9 \times 10 \times 4 = 36 \times 10 = 360$$

$$3 \times 70 = 7 \times 10 \times 3 = 70 \times 3 = 210$$

$$3 \times 4 = 12$$

$$6300 + 360 + 210 + 12 = 6882$$

MD 25 Multiply decimals by whole numbers and powers of 10

9	630	36
+	21	1.2
0.3		

$$9.3 \times 74 = 688.2$$

$$9 \times 70 = 9 \times 7 \times 10 = 63 \times 10 = 630$$

$$0.3 \times 70 = 0.3 \times 10 \times 7 = 3 \times 7 = 21$$

$$0.3 \times 4 = \frac{3}{10} \times 4 = \frac{12}{10} = 1.2$$

$$630 + 36 + 21 + 1.2 = 688.2$$

MD 26 FD 27 Division is multiplication by a fraction

$$\frac{1}{4} \text{ of } 56 = 14$$

$$\frac{1}{4} \times 56 = 14$$

When we divide by 4, we are making the number a quarter times as big. When we divide by 4, we are multiplying by a quarter. We are multiplying by a fraction when we divide.

$$56 \div 4 = 14$$

$$40 \div 4 = 10$$

$$16 \div 4 = 4$$

$$10 + 4 = 14$$

MD 25 Divide decimals by whole numbers and powers of 10

Change the decimal to a fraction, divide.

$$32 \div 4 = 8$$

$$3.2 \div 4 = 0.8$$

Multiply the decimal by 10, divide, then divide the product by 10.

$$\frac{1}{4} \times 32 = 8$$

$$\frac{1}{4} \times 3.2 = 0.8$$

$0.1 \div 4 =$	$\frac{1}{4} \times 0.1 =$
$\frac{1}{10} \div 4 =$	$\frac{1}{4} \times \frac{1}{10} =$
$\frac{10}{100} \div 4 =$	$\frac{1}{4} \times \frac{10}{100} =$
$\frac{100}{1000} \div 4 = \frac{25}{1000}$	$\frac{1}{4} \times \frac{100}{1000} = \frac{25}{1000}$
$= 0.025$	$= 0.025$

$$8 + 0.8 + 0.025 = 8.925$$

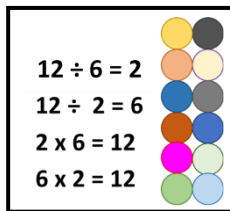
PRE - ASSESSMENT

Select the Level that allows you to demonstrate your highest understanding.

If you are unable to multiply and divide using these strategies, you may use your own strategy.

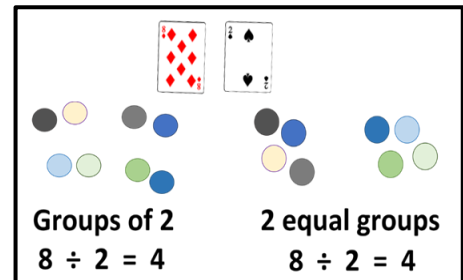
Divide into an Array, Record Division and Multiplication Number Sentences

1. Select some counters.
2. Divide the counters into an array.
3. Record the array.
4. Record 2 division number sentences.
5. Record 2 multiplication number sentences.



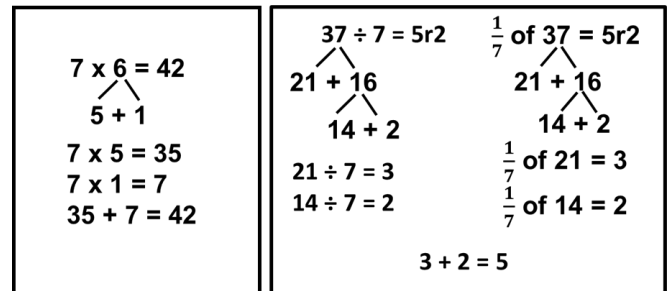
Divide in 2 ways

1. Select cards to make a number to divide and a number to divide by.
2. Collect the number of counters.
3. Divide by making 'groups of ...'.
4. Record the division number sentence.
5. Divide by making '... equal groups'.
6. Record the division number sentence.



Multiply and Divide / Find a Fraction of

1. Select cards to make a number to multiply and a number to multiply by.
2. Record the number sentence.
3. Multiply using the distributive property.
4. Select cards to make a number to divide and a number to divide by.
5. Record the number sentence.
6. Divide using the distributive property and find a fraction of the number.



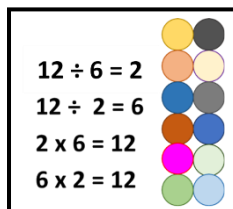
POST - ASSESSMENT

Select the Level that allows you to demonstrate your highest understanding.

If you are unable to multiply and divide using these strategies, you may use your own strategy.

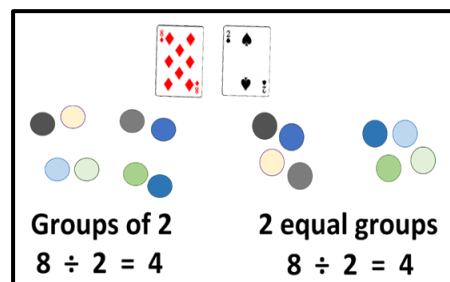
Divide into an Array, Record Division and Multiplication Number Sentences

1. Select some counters.
2. Divide the counters into an array.
3. Record the array.
4. Record 2 division number sentences.
5. Record 2 multiplication number sentences.



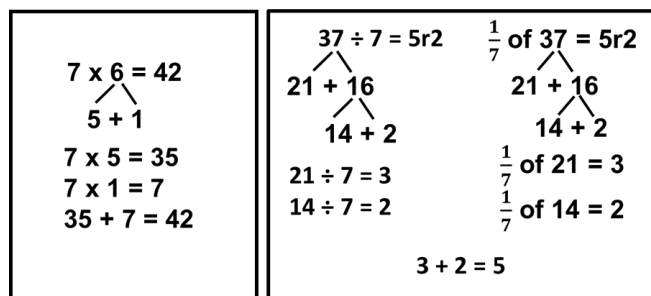
Divide in 2 ways

1. Select cards to make a number to divide and a number to divide by.
2. Collect the number of counters.
3. Divide by making 'groups of ...'.
4. Record the division number sentence.
5. Divide by making '... equal groups'.
6. Record the division number sentence.



Multiply and Divide / Find a Fraction of

1. Select cards to make a number to multiply and a number to multiply by.
2. Record the number sentence.
3. Multiply using the distributive property.
4. Select cards to make a number to divide and a number to divide by.
5. Record the number sentence.
6. Divide using the distributive property and find a fraction of the number.



Simplify Multiplication and Division using Factors

1. Select numbers to divide.
2. Use factors to make the division easier.
3. Select numbers to multiply.
4. Use factors to make the division easier.

$$144 \div 8 = 72 \div 4 = 36 \div 2 = 18$$

$$16 \times 4 = 32 \times 2$$