

INTERVENTION

Angles Created Through Hand Movement on an Analog Clock

Each Intervention Anchor Chart contains steps to allow the child to investigate independently.

Children investigating an Intervention may be provided with the Intervention Anchor Chart as a guide to follow as they investigate independently.

Children investigating an Intervention may have their progress recorded in the Progress Sheet.

Angles Created Through Hand Movement on an Analog Clock [page 2](#)

Progress Sheet [page 3](#)



Angles Created Through Hand Movement on an Analog Clock (Time 12)

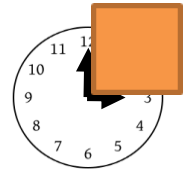
RESOURCES: analog clocks, squares, pencil, paper / Maths book

Have a square with right angles in each vertex.

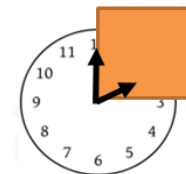


Use the right angles in the square to test the size of angles created by the hands on an analog clock.

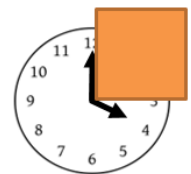
Describe the angle created as a right angle.



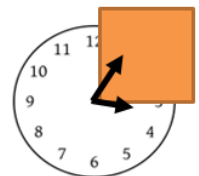
Describe the angle created as smaller than a right angle.



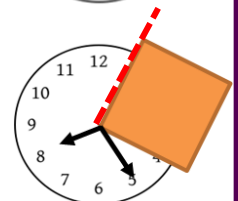
Describe the angle created as larger than a right angle.



Describe angles formed at times to the minute.



Describe angles formed by movement of the minute hand as angles as amount of turn around a vertex.



Reflection: How can we test angles created through hand movement on an analog clock?

Progress Sheet

Child's Details (Name and Intervention Concept):

Each day, record the child's progress. This record, along with the child's recordings and explanations, can be used as: **ASSESSMENT OF LEARNING (SUMMATIVE)** – at any point in time the child's demonstrated level of understanding may be recorded for tracking and reporting purposes.

ASSESSMENT FOR LEARNING (FORMATIVE) – the teacher may use the child's demonstrated levels of understanding over time to plan, implement and evaluate further teaching and learning. Recording daily will allow the teacher to identify irregular learning progress, where the child demonstrates understanding in one lesson but not in subsequent lessons. This record can accompany an IEP, and a referral for further support for the child.

ASSESSMENT AS LEARNING (FORMATIVE) – the child may be shown this record to allow them to identify their learning progress. The teacher will use their teacher professional judgment to decide whether this is appropriate.

Date									
Number size Investigated									
Independent or with support?									

Date									
Number size Investigated									
Independent or with support?									

Date									
Number size Investigated									
Independent or with support?									

Date									
Number size Investigated									
Independent or with support?									