

INTERVENTION

Volume – Cubic and Liquid

Each Intervention Anchor Chart contains steps to allow the child to investigate independently.

Children investigating an Intervention may be provided with the Intervention Anchor Chart as a guide to follow as they investigate independently.

Children investigating an Intervention may have their progress recorded in the Progress Sheet.

Volume – Models in Cubes	<u>page 2</u>
Volume – Construct a measuring device using liquid informal units, to measure the capacity of containers with curved surfaces	<u>page 3</u>
Progress Sheet	<u>page 4</u>

Select some cubes.



left to right

Describe the 3 dimensions as left to right, front to back, up and down.

up and down



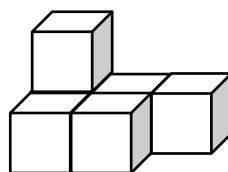
front to back

When we measure how much space an object takes up in 3 dimensions, are we measuring volume?

Make a model with the cubes.



Record the model, and its volume.

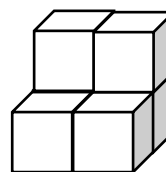


Volume: 6 cubes

Make a different model with the same cubes.



Record the model, and its volume.



Volume: 6 cubes

Can different models have the same volume?

Repeat with different numbers of cubes.

Reflection: What is volume?

How can we measure volume by counting the cubes in a model?



Volume – Construct a measuring device using liquid informal units, to measure the capacity of containers with curved surfaces (Measurement and Geometry 26)

RESOURCES: milk or drink bottle, permanent markers, water, containers, pencil, paper / Maths book


When we measure how much space an object takes up in 3 dimensions, are we measuring volume?

When we measure the volume of space inside an object in 3 dimensions, are we measuring capacity?

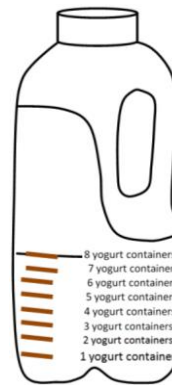
Have a drink bottle, a small container, a permanent marker and some water.

Fill the small container with water and pour it into the bottle.

Mark where the water comes up, and record '1 yogurt container'



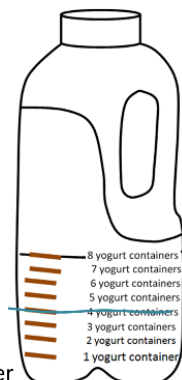
Continue filling the container, pouring the water into the bottle, and recording each new level of water in the bottle.



Use the container to measure the capacities of objects.



capacity = 4 yogurt containers of water



Reflection: What is volume? What is capacity?
How can we measure capacity using a measuring device?

Progress Sheet

Child's Details (Name and Intervention Concept):

Each day, record the child's progress. This record, along with the child's recordings and explanations, can be used as:
ASSESSMENT OF LEARNING (SUMMATIVE) – at any point in time the child's demonstrated level of understanding may be recorded for tracking and reporting purposes.

ASSESSMENT FOR LEARNING (FORMATIVE) – the teacher may use the child's demonstrated levels of understanding over time to plan, implement and evaluate further teaching and learning. Recording daily will allow the teacher to identify irregular learning progress, where the child demonstrates understanding in one lesson but not in subsequent lessons. This record can accompany an IEP, and a referral for further support for the child.

ASSESSMENT AS LEARNING (FORMATIVE) – the child may be shown this record to allow them to identify their learning progress. The teacher will use their teacher professional judgment to decide whether this is appropriate.

Date									
Number size Investigated									
Independent or with support?									

Date									
Number size Investigated									
Independent or with support?									

Date									
Number size Investigated									
Independent or with support?									

Date									
Number size Investigated									
Independent or with support?									