

INTERVENTION
 Quarters of Shapes

Each Intervention Anchor Chart contains steps to allow the child to investigate independently.

Children investigating an Intervention may be provided with the Intervention Anchor Chart as a guide to follow as they investigate independently.

Children investigating an Intervention may have their progress recorded in the Progress Sheet.

Quarters of Shapes [page 2 - 5](#)
 Progress Sheet [page 6](#)



Quarter Shapes

(Fractions and Decimals 3)

RESOURCES: paper shapes, scissors, pencil, paper / Maths book

Have a square.



If we divide the square into 4 equal parts, what fraction will each part be?

What fraction will we divide the shape into first?

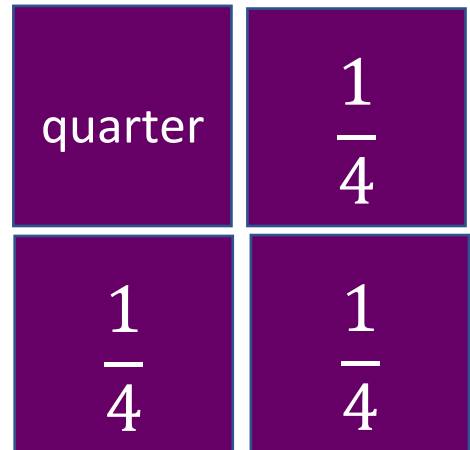
Let's divide the square in half.



What will we do to our half to make quarters?

Let's divide the halves in half.

Label each quarter.



Why is this called a quarter?

What is it quarter as big as?

What did we do to our half to make quarters?

Did we divide our half in half?

What fraction of a half is a quarter?

Is a quarter half of a half?

Reflection: How can we describe quarter of a shape?

Have a square.



If we divide the square into 4 equal parts, what fraction will each part be?

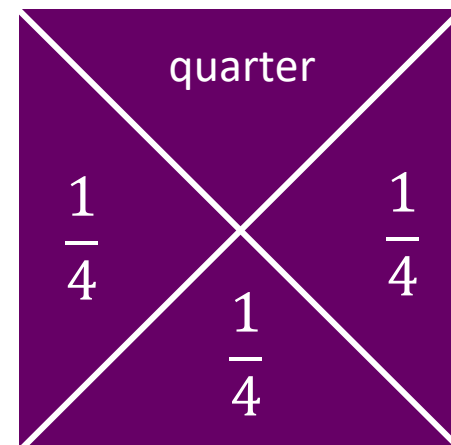
What fraction will we divide the shape into first?

Let's divide the square in half.



What will we do to our half to make quarters?

Let's divide the halves in half.



Label each quarter.

Why is this called a quarter?

What is it quarter as big as?

What did we do to our half to make quarters?


Did we divide our half in half?

What fraction of a half is a quarter?

Is a quarter half of a half?

Reflection: How can we describe quarter of a shape?

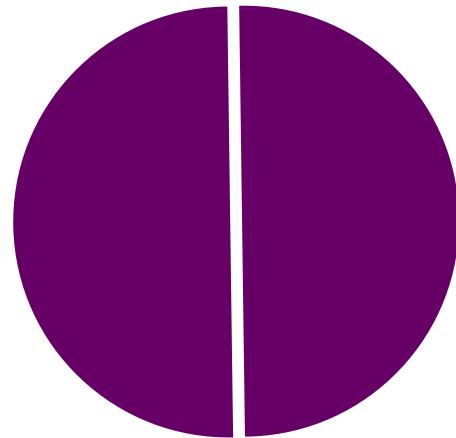
Have a circle.



If we divide the circle into 4 equal parts, what fraction will each part be?

What fraction will we divide the shape into first?

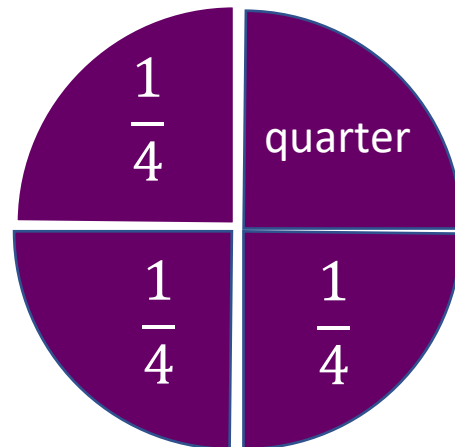
Let's divide the circle in half.



What will we do to our half to make quarters?

Let's divide the halves in half.

Label each quarter.



Why is this called a quarter?

What is it quarter as big as?

What did we do to our half to make quarters?

Did we divide our half in half?

What fraction of a half is a quarter?

Is a quarter half of a half?

Reflection: How can we describe quarter of a shape?

Progress Sheet

Child's Details (Name and Intervention Concept):
--

Each day, record the child's progress. This record, along with the child's recordings and explanations, can be used as: **ASSESSMENT OF LEARNING (SUMMATIVE)** – at any point in time the child's demonstrated level of understanding may be recorded for tracking and reporting purposes.

ASSESSMENT FOR LEARNING (FORMATIVE) – the teacher may use the child's demonstrated levels of understanding over time to plan, implement and evaluate further teaching and learning. Recording daily will allow the teacher to identify irregular learning progress, where the child demonstrates understanding in one lesson but not in subsequent lessons. This record can accompany an IEP, and a referral for further support for the child.

ASSESSMENT AS LEARNING (FORMATIVE) – the child may be shown this record to allow them to identify their learning progress. The teacher will use their teacher professional judgment to decide whether this is appropriate.

Date									
Number size Investigated									
Independent or with support?									

Date									
Number size Investigated									
Independent or with support?									

Date									
Number size Investigated									
Independent or with support?									

Date									
Number size Investigated									
Independent or with support?									